

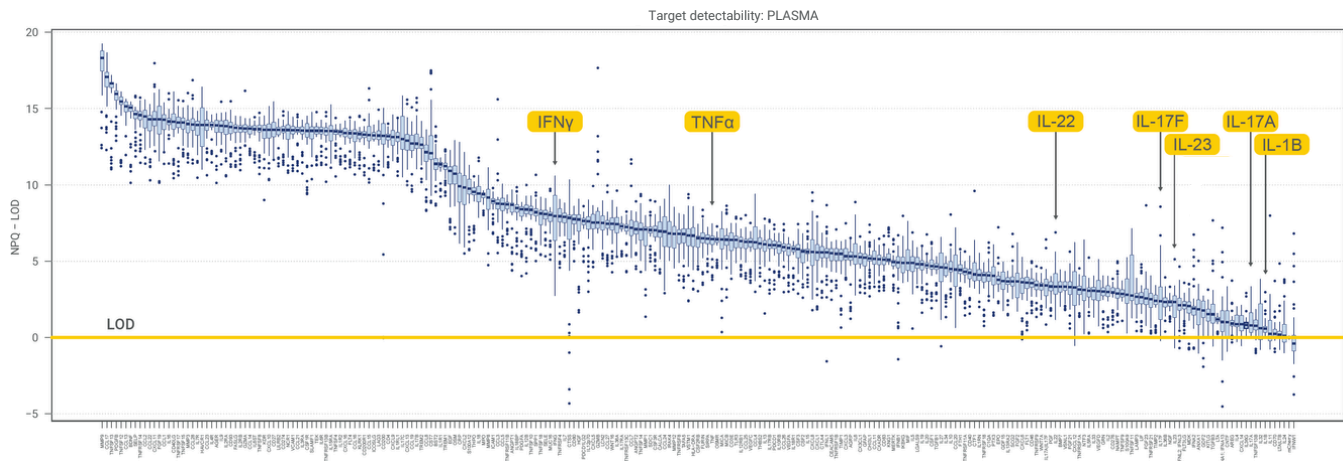
NULISAseq™ Inflammation Panel 250

Deep and Broad Profiling of Inflammatory Response

Inflammation plays a crucial role in the body's immune response and chronic inflammation is implicated in the development of a multitude of diseases including cardiovascular disease, autoimmune disorders, neuro-degenerative disease, and certain cancers. Measuring cytokines and other markers of immune response is particularly important for understanding the underlying mechanisms of inflammatory processes, predicting disease progression, and developing targeted therapies.

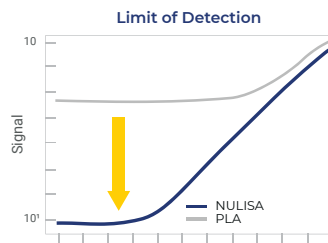
The NULISAseq Inflammation Panel 250 provides researchers with the ability to comprehensively measure the inflammation response with the highest level of sensitivity across ~12 logs of protein abundance. By leveraging a proprietary background suppression mechanism and the latest advances in next generation sequencing, the NULISA™ Platform enables scalable multiplexing of hundreds to thousands of biomarkers from just 10µL of sample (25µL input).

250+ biomarkers and the broadest coverage of cytokines and chemokines with unmatched detectability and signal to noise ratio



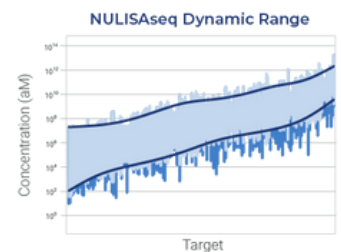
Ultra-high sensitivity

Attomolar sensitivity (fg/mL) and unmatched detectability for analysis of critical, low abundance proteins/cytokines such as IL-4, IL-5, IL-17, IL-30, and IL-33.



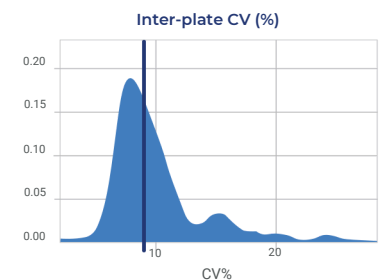
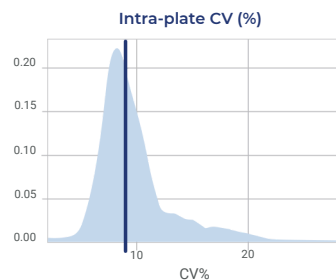
~12 logs dynamic range

Measure protein changes across a broad range of biological expression levels with up to 12 logs dynamic range in a single assay reaction without dilution.



Median CVs <10% ensures high reproducibility

Confidence in your results with highly reproducible assays with median CVs <10%.



Read and cite the latest NULISA publication in *Nature Communications*.



NULISAseq™ Inflammation Panel 250

Profile 250+ biomarkers of inflammation and immune response from just 10µl sample input.

CYTOKINES				CHEMOKINES	
CNTF	IL5	IL19	TNF (TNF-α)	CCL1 (I-309)	CCL25 (TECK)
CSF1 (M-CSF)	IL6	IL20	TNFSF4 (OX40L)	CCL2 (MCP-1)	CCL26 (Eotaxin-3)
CSF2 (GM-CSF)	IL7	IL22	TNFSF8 (CD30L)	CCL3 (MIP-1α)	CCL27 (CTACK)
CSF3 (G-CSF)	IL9	IL23A IL12B (IL23)	TNFSF9 (4-1BBL)	CCL4 (MIP-1β)	CCL28 (MEC)
CTF1	IL10	IL24	TNFSF10 (TRAIL)	CCL5 (RANTES)	CXCL1 (GROα)
CX3CL1 (Fractalkine)	IL11	IL27 EBI3	TNFSF12 (TWEAK)	CCL7 (MCP-3)	CXCL2 (GROβ)
FLT3LG	IL12A IL12B (IL12p70)	IL32	TNFSF13 (APRIL)	CCL8 (MCP-2)	CXCL3 (GROγ)
IFNA1; IFNA13 (IFNα1)	IL12B (IL12p40)	IL33	TNFSF14(LIGHT (HVEM-L))	CCL11 (Eotaxin)	CXCL5 (ENA-78)
IFNB1 (IFN-β1)	IL13	IL34	TNFSF15 (TL1A)	CCL13 (MCP-4)	CXCL6 (CKA-3)
IFNG (IFN-γ)	IL15	IL36A	TNFSF18 (GITRL)	CCL14 (HCC-1)	CXCL8 (IL8)
IFNL1 (IFN-λ1)	IL16	IL36B	TNFSF11 (RANKL)	CCL15 (MIP-5)	CXCL9 (MIG)
IFNL2; IFNL3 (IL28A; IL28B)	IL17A	IL36G	TSLP	CCL16 (HCC-4)	CXCL10 (IP-10)
IFNW1 (IFN-ω1)	IL17A IL17F	LIF		CCL17 (TARC)	CXCL11 (I-TAC)
IKBKG (NEMO)	IL17B	LTA (TNF-β)		CCL19 (MIP-3β)	CXCL12 (SDF-1)
IL1B (IL1B)	IL17C	OSM (Oncostatin-M)		CCL20 (MIP-3α)	CXCL13 (BCA-1)
IL2	IL17F	SPP1 (Osteopontin)		CCL21 (6Ckine)	CXCL14 (BRAK)
IL4	IL18	THPO (Thrombopoietin)		CCL22 (MDC)	CXCL16
				CCL23 (MPIF-1)	TAFAs
				CCL24 (Eotaxin-2)	

RECEPTORS			
AGER (RAGE)	IL2RA (CD25)	IL18R1	TNFRSF1B (CD120b)
CD3E (CD3ε)	IL2RB (CD122)	IL13RA2	TNFRSF4 (CD134 (OX40))
CD4	IL3RA	KDR (VEGFR-2)	TNFRSF8 (CD30)
CD40	IL4R	KLRK1 (NKG2D)	TNFRSF9 (CD137 (4-1BB))
CSF1R (CD115)	IL5RA	LAG-3	TNFRSF11A (RANK)
CSF2RB (CSF2RB)	IL6R	LILRB2 (ILT4)	TNFRSF11B (OPG)
CSF3R	IL6ST (CD130)	MERTK (MER)	TNFRSF13B (TACI)
CXADR	IL7R (IL7RA)	NCR1	TNFRSF13C (BAFF-R)
FLT1	IL10RB	OSMR	TNFRSF14 (HVEM)
FLT4 (VEGFR-3)	IL12RB1	SIRPA (CD172a)	TNFRSF17 (BCMA)
HAVCR1 (KIM-1)	IL15RA	SLAMF1 (CD150)	TNFRSF18 (GITR)
IL1R1 (CD121a)	IL17RA (CD217)	TEK (TIE-2)	TNFRSF21 (DR6)
IL1R2 (CD121b)	IL17RB	TLR3	TREM-1
IL1RL1	IL18BP	TNFRSF1A (CD120a)	TREM-2

GROWTH FACTORS	
ANGPT1 (ANG-1)	HGF
ANGPT2 (ANG-2)	NGF (β-NGF)
AREG	NTF3 (NT-3)
BDNF	PDGFA
BMP-7	PDGFB
EGF	PGF (PLGF)
FGF19	TGFB1 (TGF-β1)
FGF2	TGFB3 (TGF-β13)
FGF21	VEGF-A
FGF23	VEGF-C
GDF-15	VEGF-D
GDF-2	L17RA (CD217)

REGULATION		OTHER			
ANXA1 (Annexin-A1)	CD200R1	AGRP	GRN	LCN2 (Lipocalin-2)	MUC16 (CA-125)
CD27 (TNFRSF7)	CD274 (PD-L1)	BST2 (CD317)	GZMA	LGALS9 (Galectin-9)	NAMPT
CD40LG (CD40 ligand)	CD276 (B7-H3)	C1QA	GZMB	MIC-A	PDCD1 (PD-1)
CD46	CHI3L1 (YKL-40)	CALCA (CGRP-I)	HLA-DRA	MIC-B	PDCD1LG2 (PD-L2)
CD70	CLEC4A (CLEC4A)	CEACAM5 (CEA)	ICAM1 (CD54)	MIF (MMIF)	VCAM-1
CD80	CST7	CRP	ICOSLG (B7-H2)	MMP-1	VSNL1 (VILIP)
CD83	CTLA-4	CTSS	IL1RN	MMP-3	VSTM1
CD93	FURIN	EPO	IRAK-4	MMP-8	WNT7A (Wnt-7A)
CD200		FASLG	KITLG	MMP-9	WNT16 (Wnt-16)
		FTH1 (FTH)	KNG1	MMP-12	
		GFAP	LAMP-3	MPO	



Brought to you by Sapient, an Alamar Certified Service Provider for NULISA™ panels and assays

Tap our deep expertise in Alamar's technologies and in multi-omics data and insight generation to obtain robust measures for the most relevant cytokine and chemokine inflammation targets.

Request services: sapient.bio/nulisa | discover@sapient.bio | 858.290.7010

FOR RESEARCH USE ONLY. Not for use in diagnostic procedures.

©2025 Alamar Biosciences, Inc. All rights reserved. Alamar, NULISA, NULISAseq and ARGO are trademarks of Alamar Biosciences, Inc. All other trademarks and/or service marks not owned by Alamar that appear are the property of their respective owners. M1001-0125.2

