

# NULISAseq™ Inflammation Panel



## Comprehensive Profiling of Inflammatory Response

The broadest coverage of cytokine and chemokines of any available inflammation panel. The 250-plex NULISAseq Inflammation Panel is powered by Alamar's NULISA™ Technology—setting new standards in proteomic analysis with attomolar sensitivity, allowing for unprecedented biomarker detection and quantitation in human samples.

By leveraging a proprietary sequential immunocomplex capture and release mechanism and the latest advances in Next Generation Sequencing (NGS), the NULISA Technology provides both ultra-high sensitivity and scalable multiplexing across several sample types including plasma, serum, CSF urine, and cell culture media.

**Attomolar Sensitivity**  
(fg/mL) to detect important low abundance proteins

**up to 12 logs**  
dynamic range without dilution

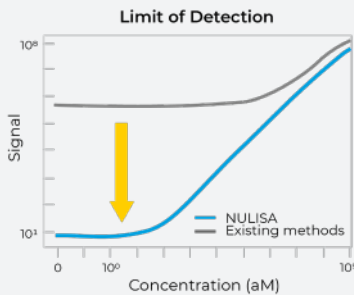
**Highly Reproducible**  
results with median CV <10%

**250+**  
biomarkers from single 10µL sample

**Customizable**  
with proprietary or commercial antibodies

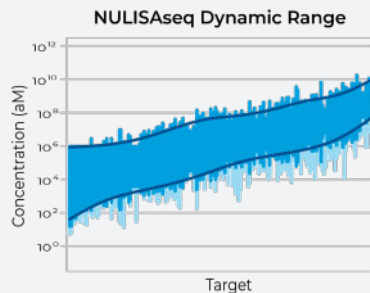
### Ultra-High Sensitivity

Attomolar sensitivity (fg/mL) detection and analysis of critical, low abundance proteins/cytokines such as IL4, IL5, IL17, IL30, IL33.



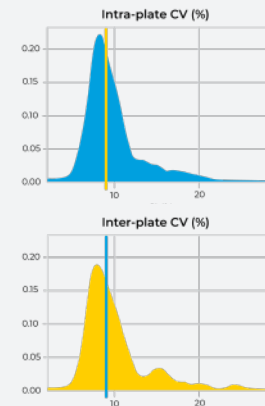
### Broad Dynamic Range

Measure protein changes across a broad range of biological expression levels with up to 12 logs dynamic range in a single sample without dilution.



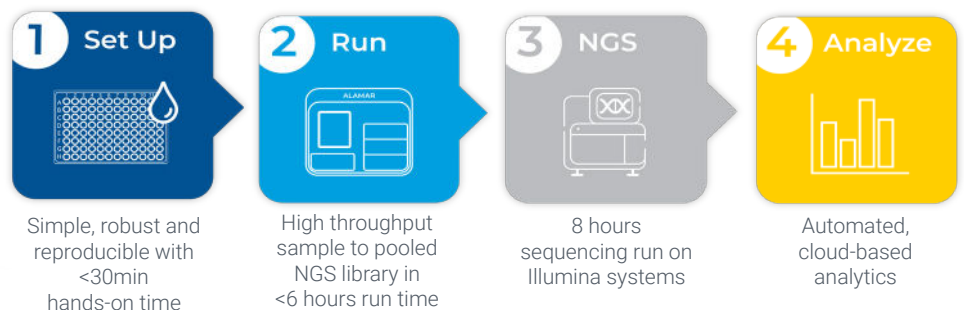
### High Reproducibility

Confidence in your results with highly reproducible assays with median CVs <10%.



### Fully Automated Workflow

Multiplex results in <15 hrs with <30 min of hands-on time with the ARGO™ HT System



## Profile 250+ biomarkers of inflammation and immune response from a single 10µl sample.

AGER (RAGE)	CD40LG (CD40 ligand)	FGF23	IL-17RB	LCN2 (Lipocalin-2)	THPO (Thrombopoietin)
AGRP	CD46	FLT1	IL-18	LGALS9 (Galectin-9)	TIMP-1
ANGPT1 (ANG-1)	CD70	FLT3LG	IL-18BP	LIF	TIMP-2
ANGPT2 (ANG-2)	CD80	FLT4 (VEGFR-3)	IL-18R1	LILRB2 (ILT4)	TLR3
ANXA1 (Annexin-A1)	CD83	FTH1 (FTH)	IL-19	LTA (TNF-β)	TNF (TNF-α)
AREG (Amphiregulin)	CD93	FURIN	IL-1B (IL-1B)	LTALTB (Lymphotoxin)	TNFRSF11A (RANK)
BDNF	CEACAM5 (CEA)	GDF-15	IL-1R1 (CD121a)	MDK (Midkine)	TNFRSF11B (OPG)
BMP-7	CHI3L1 (YKL-40)	GDF-2	IL-1R2 (CD121b)	MERTK (MER)	TNFRSF13B (TACI)
BST2 (CD317)	CLEC4A (CLEC4A)	GFAP	IL-1RL1	MIC-A	TNFRSF13C (BAFF-R)
C1QA	CNTF	GRN (Progranulin)	IL-1RN	MIC-B	TNFRSF14 (HVEM)
CALCA (CGRP-I)	CRP	GZMA (Granzyme A)	IL-2	MIF (MMIF)	TNFRSF17 (BCMA)
CCL1 (I-309)	CSF1 (M-CSF)	GZMB (Granzyme B)	IL-20	MMP-1	TNFRSF18 (GITR)
CCL11 (Eotaxin)	CSF1R (CD115)	HAVCR1 (KIM-1)	IL-22	MMP-12	TNFRSF1A (CD120a)
CCL13 (MCP-4)	CSF2 (GM-CSF)	HGF	IL-23A   EBI3 (IL-39)	MMP-3	TNFRSF1B (CD120b)
CCL14 (HCC-1)	CSF2RB (CSF2RB)	HLA-DRA	IL-23A   IL-12B (IL-23)	MMP-8	TNFRSF21 (DR6)
CCL15 (MIP-5)	CSF3 (G-CSF)	ICAM1 (CD54)	IL-24	MMP-9	TNFRSF4 (CD134 (OX40))
CCL16 (HCC-4)	CSF3R	ICOSLG (B7-H2)	IL-27   EBI3	MPO	TNFRSF8 (CD30)
CCL17 (TARC)	CST7	IFNA1   IFNA13 (IFNα1)	IL-2RA (CD25)	MUC16 (CA-125)	TNFRSF9 (CD137 (4-1BB))
CCL19 (MIP-3β)	CTF1	IFNA2 (IFNα2)	IL-2RB (CD122)	NAMPT	TNFSF10 (TRAIL)
CCL2 (MCP-1)	CTLA-4	IFNB1 (IFN-β1)	IL-32	NCR1	TNFSF11 (RANKL)
CCL20 (MIP-3α)	CTSS (Cathepsin S)	IFNG (IFN-γ)	IL-33	NGF (β-NGF)	TNFSF12 (TWEAK)
CCL21 (6CKine)	CX3CL1 (Fractalkine)	IFNL1 (IFN-λ1)	IL-34	NTF3 (NT-3)	TNFSF13 (APRIL)
CCL22 (MDC)	CXADR	IFNL2   IFNL3 (IL-28A; IL-28B)	IL-36A	OSM (Oncostatin-M)	TNFSF13B (BAFF (BLyS))
CCL23 (MIPF-1)	CXCL1 (GROα)	IFNW1 (IFN-ω1)	IL-36G	PDCD1 (PD-1)	TNFSF14 (LIGHT (HVEM-L))
CCL24 (Eotaxin-2)	CXCL10 (IP-10)	IKBKG (NEMO)	IL-3RA	PDCD1LG2 (PD-L2)	TNFSF15 (TL1A)
CCL25 (TECK)	CXCL11 (I-TAC)	IL-10	IL-4	PDGFA	TNFSF18 (GITRL)
CCL26 (Eotaxin-3)	CXCL12 (SDF-1)	IL-10RB	IL-4R	PDGFB	TNFSF4 (OX40L)
CCL27 (CTACK)	CXCL13 (BCA-1)	IL-11	IL-5	PGF (PIGF)	TNFSF8 (CD30L)
CCL28 (MEC)	CXCL14 (BRAK)	IL-12A   IL-12B (IL-12P35)	IL-5RA	PTX3	TNFSF9 (4-1BBL)
CCL3 (MIP-1α)	CXCL16	IL-12B (IL-12P40)	IL-6	S100A12 (ENRAGE)	TREM-1
CCL4 (MIP-1β)	CXCL2 (GROβ)	IL-12RB1	IL-6R	S100A9 (MRP-14)	TREM-2
CCL5 (RANTES)	CXCL3 (GROγ)	IL-13	IL-6ST (CD130)	SCG2	VCAM-1
CCL7 (MCP-3)	CXCL5 (ENA-78)	IL-13RA2	IL-7	SDC1 (CD138)	VEGF-A
CCL8 (MCP-2)	CXCL6 (CKA-3)	IL-15	IL-7R (IL-7RA)	SELE (E-selectin)	VEGF-C
CD200	CXCL8 (IL-8)	IL-15RA	IL-9	SELP (P-selectin)	VEGF-D
CD200R1	CXCL9 (MIG)	IL-16	IRAK-4	SIRPA (CD172a)	VSNL1 (VILIP)
CD27 (TNFRSF7)	EGF	IL-17A	KDR (VEGFR-2)	SLAMF1 (CD150)	VSTM1
CD274 (PD-L1)	EPO	IL-17A IL-17F	KITLG	SPP1 (Osteopontin)	WNT16 (Wnt-16)
CD276 (B7-H3)	FASLG	IL-17B	KLRK1 (NKG2D)	TEK (TIE-2)	WNT7A (Wnt-7A)
CD3E (CD3ε)	FGF19	IL-17C	KNG1	TGFB1 (TGF-β1)	
CD4	FGF2	IL-17F	LAG-3	TGFB3 (TGF-β3)	
CD40	FGF21	IL-17RA (CD217)	LAMP-3	THBS2 (Thrombospondin-2)	



Scan to learn  
more about NULISA™

**Brought to you by Sapient, the first CRO certified by Alamar for NULISAseq panel analysis**

Trust our proven expertise in high-sensitivity cytokine multiplexing for rapid, reproducible results to inform your drug development. These protein measures can also be integrated with metabolomics and lipidomics data and cross-validated in our Human Biology Database with data from 100,000+ biosamples.

**Request services:** [sapient.bio/nulisa](https://sapient.bio/nulisa) | [discover@sapient.bio](mailto:discover@sapient.bio) | 858.290.7010